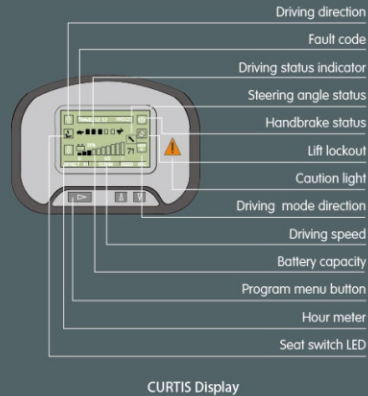




Charger technology

- > **High Efficiency**
Charging efficiency higher than 95% meeting the requirements of energy saving and emissions reduction
- > **Speediness**
100% charging realized in 2 hours at the soonest
- > **Compatibility**
48 v / 80 v compatibility meeting the demand of different voltage levels
- > **Safety**
Built-in mis-connecting protection offering self isolating function under fault; Perfect fault self checking alarm facilitating users maintenance .



1-3.5t

G series Lithium Battery Powered Counterbalanced Forklift Truck



Standard Configuration

- Wide view basic mast
- Standard fork
- II (III) stage fork carriage
- Backrest
- Control valve
- Battery
- Standard seat
- Overhead guard
- Overhead guard rain cover
- LCD dashboard
- Pneumatic tyre (1-3t)
- Solid tyre (3.5t)
- Traction pin
- Tool box
- LED lamp, strobe caution light
- Rear driving handle with horn button

Optional Configuration

- Carpet boom
- Driver's cab
- Lifting hook
- Lifting boom
- Tip-over fork
- Back view mirror
- Side shifting
- Paper roll clamp
- Warning light (rotating or buzzing)
- Solid tyre (1-3t)
- Rear working light
- Steel protection net
- Multipurpose drum clamp
- Load stabilizer
- Widen fork carriage
- Lengthening fork
- Load pusher
- Fork sleeve
- Rotate clamp
- Double tyre protection device
- Auxiliary hydraulic valve component
- Tilting/steering cylinder cover
- Coloring tyre (white/green)
- Wide view two/three stage full free mast
- Customised colour
- Turn automatic deceleration function
- Battery lifting sling



Jl. Inspeksi Kalimalang KM. 22 Blok A Gudang A-01,
Cibuntu, Bekasi - 17530
Telp : (021) 8953 5873
Mobile : +62 819 555 5969
Email : thubastunggalperkasa@gmail.com
Website : www.thubastunggalperkasa.co.id

Catalog No.181120Fokell Print

G 1-3.5t

G series Lithium Battery Powered Counterbalanced Forklift Truck

G series / INTELLIGENT ENVIRONMENT-FRIENDLY



Environment Friendliness

- > Zero emission
- > Low noise
- > Free of heavy metals
- > No corrosion
- > No acid mist volatilization

Maintenance Free

- > Unnecessary of fluid adding and dust proofing
- > Daily maintenance free
- > Manual maintenance free

Long Service Life

- > Over 75% capacity reserved after 4000 shifts operation
- > Longer service life than lead-acid battery in equal working condition
- > 5 years or ten thousand hours quality guarantee for high performance lithium battery assembly

High Efficiency and Energy Saving

- > 2 hours charging meet 6-8 hours working demand
- > High-energy density, self discharging rate lower than 1% per month
- > 95% energy conversion rate, superior charging and discharging performance
- > Flexible to charge, easy to operate, no impact on battery life
- > Unnecessary to change battery, cost saving & operation safety



Suitable for working in both high and low environment

- > Lithium battery is better than lead-acid battery when working between -25°C and 55°C

The superiority of HELI lithium battery forklift truck is embodied in the use-cost within product lifecycle. Compared with lead-acid battery forklift truck, lithium battery forklift truck is more convenient for multiple working shifts. It has lower implicit cost and more economical total running cost.

Explicit Cost

Hidden Cost

Price

Maintenance Cost

Electricity Cost

Lithium Battery Forklift

Price

Maintenance Cost

Electricity Cost

Battery Changing Cost

Lead-acid Battery Forklift

High Safety

- > According to the characteristics of industrial vehicles, it achieves safety protection design which includes lithium battery materials, battery core type, pack technique and system power management
- > "Multiple node safety closed circuit protection" realizing truck real time closed circuit protection in variable conditions
- > "Lock affirming" function during charging avoiding "hot connecting and disconnecting" operation effectively
- > "Whole system emergency button" to disconnect the truck control system and bms power quickly ensuring truck safety

G 1-3.5t

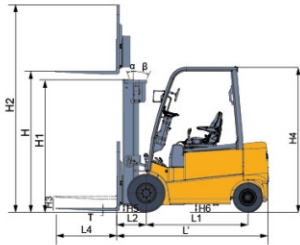
G series Lithium Battery Powered Counterbalanced Forklift Truck



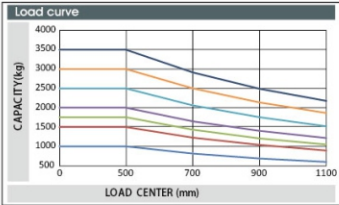
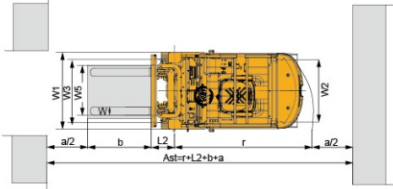
Manufacturer's Data and Design Characteristics

characteristics			HELI						
1.01	manufacturer								
1.02	model		CPD10	CPD15	CPD18	CPD20	CPD25	CPD30	CPD35
1.03	configuration number		GC1L(P)/GD1L(P)/GD3LI	GC1L(P)/GD1L(P)/GD3LI	GC1L(P)/GD1L(P)/GD3LI	GC1L(P)/GD1L(P)/GD3LI	GC1L(P)/GD1L(P)/GD3LI	GC1L(P)/GD1L(P)/GD3LI	GC1L(P)/GD1L(P)/GD3LI
1.04	rated capacity	Q kg	1000	1500	1750	2000	2500	3000	3500
1.05	load center distance	c mm	500	500	500	500	500	500	500
1.06	power mode		lithium battery	lithium battery	lithium battery	lithium battery	lithium battery	lithium battery	lithium battery
1.07	driving mode		seated	seated	seated	seated	seated	seated	seated
1.08	wheel base	L1 mm	1380	1380	1380	1550	1550	1685	1685
tyre									
2.01	tyre type		pneumatic tyre	pneumatic tyre	solid/pneumatic tyre	pneumatic tyre	pneumatic tyre	pneumatic tyre	solid tyre
2.02	Wheels, number front rear (X=driven wheels)		2X/2	2X/2	2X/2	2X/2	2X/2	2X/2	2X/2
2.03	front wheel base	W3 mm	910	910	910	960	960	1000	1000
2.04	rear wheel base	W2 mm	920	920	920	950	950	950	950
2.05	tyre (front)		6.00-9-10PR	6.00-9-10PR	6.00-9	23 x 9-10-16PR	23 x 9-10-16PR	28 x 9-15-14PR	28 x 9-15
2.06	tyre(rear)		16 x 6-8-10PR	16 x 6-8-10PR	16 x 6-8-10PR	18 x 7-8-14PR	18 x 7-8-14PR	18 x 7-8-14PR	18 x 7-8
size									
3.01	front overhang	L2 mm	390	390	390	434	434	485	490
3.02	mast tilt angle, front/rear	α/β °	6/8	6/8	6/8	6/8	6/8	6/10	6/10
3.03	height with mast retraction	H1 mm	1985	1985	1985	1995	1995	2075	2180
3.04	free lifting height	H3 mm	145	145	145	145	145	145	150
3.05	Max. lifting height	H mm	3000	3000	3000	3000	3000	3000	3000
3.06	Mast height, extended	H2 mm	4030	4030	4030	4042	4042	4230	4230
3.07	overhead guard height	H4 mm	2130	2130	2130	2150	2150	2215	2215
3.08	fork size:thickness*width*length	T×W×L4 mm	32 × 100 × 770	35 × 100 × 920	35 × 100 × 920	40 × 122 × 920	40 × 122 × 1070	45 × 125 × 1070	50 × 125 × 1070
3.09	fork carriage, DIN standard		2A	2A	2A	2A	2A	3A	3A
3.10	truck body length (fork excluded)	L' mm	2070	2070	2070	2285	2295	2545	2550
3.11	truck body width	W1 mm	1086	1086	1086	1185	1185	1241	1241
3.12	turning radius	r mm	1750	1750	1750	2000	2060	2240	2260
3.13	clearance between mast and ground	H5 mm	90	90	80	110	110	135	135
3.14	clearance between wheel base center and ground(loaded)	H6 mm	80	80	75	115	115	145	145
3.15	right angle stacking aisle width (pallet1000x1000mm, clearance 200mm)	Ast mm	3340	3340	3340	3635	3765	3995	4020
3.16	right angle stacking aisle width (pallet1200x1200mm, clearance 200mm)	Ast mm	3540	3540	3540	3835	3895	4125	4150
3.17	lateral fork adjustment(outside of forks)Max./Min.	mm	960/200	960/200	960/200	1030/244	1030/244	1060/250	1060/250
performance									
4.01	travelling speed: loaded/unloaded	km/h	15.0/16.0	15.0/16.0	15.0/16.0	14.5/15.0	14.5/15.0	15.0/15.5	14.5/15.0
*4.02	lifting speed: loaded/unloaded	mm/s	290/450	270/450	280/530	280/490	260/490	280/450	250/440
4.02	lifting speed: loaded/unloaded	mm/s	410/600	400/600	380/600	350/510	330/510	340/460	325/450
4.03	lowering speed: loaded/unloaded	mm/s	400/500	400/500	400/500	410/490	410/490	-/500	-/500
4.04	gradeability (loaded)	%	24	22	20	20	17	17	15
4.05	Max. traction force (loaded)	N	10000	10000	10000	16000	16500	15600	15600
4.06	acceleration time (10m) loaded/unloaded	s	5.0/4.4	5.2/4.5	5.2/4.6	4.6/4.4	4.8/4.6	5.75/5.2	5.75/5.2
weight									
5.01	total weight (with /without battery)	kg	2700/2350	2955/2605	3105/2755	3615/3215	4035/3635	4760/4200	5330/4770
5.02	axle load: unloaded, front/rear	kg	1420/1280	1370/1585	1375/1730	1805/1810	1790/2245	2270/2490	2410/2920
5.03	axle load: loaded, front/rear	kg	3130/570	3870/585	4255/600	5015/600	5795/740	7005/755	8020/810
battery									
6.01	battery voltage/capacity	V/Ah	48/400	48/400	48/400	48/540	48/540	80/400	80/400
6.02	battery weight	kg	350	350	350	400	400	560	560
motor and controller									
7.01	drive motor power(S2-60min)		8.2	8.2	8.2	11.5	11.5	16.6	16.6
*7.02	lifting motor power(S3-15%)	kW	7.5	7.5	8.6	10.5	10.5	13	13
7.02	lifting motor power(S3-15%)	kW	10.6	10.6	10.6	15	15	13.5	13.5
7.03	drive motor controlling mode		MOSFET/AC	MOSFET/AC	MOSFET/AC	MOSFET/AC	MOSFET/AC	MOSFET/AC	MOSFET/AC
*7.04	lifting motor controlling mode		MOSFET/DC	MOSFET/DC	MOSFET/DC	MOSFET/DC	MOSFET/DC	MOSFET/DC	MOSFET/DC
7.04	lifting motor controlling mode		MOSFET/AC	MOSFET/AC	MOSFET/AC	MOSFET/AC	MOSFET/AC	MOSFET/AC	MOSFET/AC
others									
8.01	service brake/parking brake		hydraulic/mechanical	hydraulic/mechanical	hydraulic/mechanical	hydraulic/mechanical	hydraulic/mechanical	hydraulic/mechanical	hydraulic/mechanical
8.02	hydraulic system working pressure	Mpa	14.5	14.5	17.5	17.5	17.5	21	21
8.03	type of drive control		CURTIS/INMOTION	CURTIS/INMOTION	CURTIS/INMOTION	CURTIS/INMOTION	CURTIS/INMOTION	CURTIS/INMOTION	CURTIS/INMOTION

NOTE: (1)**refers to the parameters and configuration with AC lifting system;(2)*(P)*battery side pulling;(3)For configuration number,1.CURTIS Controller;3.Inmotion Controller.



As: Right angle stacking aisle width
a: Clearance
b: Load Length



WIDE VIEW MAST

mast model	Max lifting height mm	load capacity (load center 500mm)(kg)							mast overall height(fork to the ground)(mm)				mast tilt angle (α/β) (°)		weight(Kg)							
		1t	1.5t	1.8t	2t	2.5t	3t	3.5t	1-1.8t	2-2.5t	3t	3.5t	1-2.5t	3-3.5t	1t	1.5t	1.8t	2t	2.5t	3t	3.5t	
M200	2000	1000	1500	1750	2000	2500	3000	3500	1485	1495	1570	1680	6/8	6/10	2670	2925	3075	3525	3945	4665	5230	
M250	2500	1000	1500	1750	2000	2500	3000	3500	1735	1745	1820	1930	6/8	6/10	2685	2940	3090	3570	3990	4705	5280	
M300	3000	1000	1500	1750	2000	2500	3000	3500	1985	1995	2070	2180	6/8	6/10	2700	2955	3105	3615	4035	4760	5330	
M330	3300	1000	1500	1750	2000	2500	3000	3500	2135	2145	2220	2330	6/8	6/10	2720	2975	3125	3645	4065	4790	5360	
M350	3500	1000	1500	1750	2000	2500	3000	3500	2235	2245	2320	2430	6/8	6/10	2735	2990	3140	3660	4080	4810	5380	
M370	3700	1000	1500	1750	2000	2500	3000	3500	3400	2335	2345	2420	2530	6/8	6/10	2745	3000	3150	3680	4100	4840	5400
M400	4000	1000	1500	1750	2000	2500	2950	3350	2535	2545	2620	2730	6/5	6/10	2795	3050	3200	3740	4160	4905	5475	
M425	4250	1000	1500	1750	2000	2500	2850	3250	2660	2670	2745	2855	6/5	6/10	2810	3065	3215	3760	4180	4930	5500	
M450	4500	1000	1400	1600	1900	2300	2750	3100	2785	2795	2870	2980	6/5	6/10	2830	3085	3235	3785	4205	4955	5525	
M500	5000	1000	1200	1350	1800	1950	2400	2650	3035	3045	3120	3230	6/5	6/10	2860	3115	3265	3830	4250	5005	5575	
M550	5500	900	1100	1200	1400	1550	1950	2250	3335	3345	3420	3530	6/5	6/10	2920	3175	3325	3910	4330	5085	5665	
M600	6000	800	900	950	1100	1200	1500	1800	3585	3595	3670	3780	6/5	6/10	2955	3210	3360	3955	4375	5135	5710	

Note: (1) *refers to rated capacity with dual front tires or widen tires;

WIDE VIEW FULL FREE 2-STAGE MAST

mast model	Max lifting height mm	load capacity (load center 500mm)(kg)							mast overall height(mm)				free lifting height (with backrest)(mm)				mast tilt angle (α/β) (°)		weight(Kg)						
		1t	1.5t	1.8t	2t	2.5t	3t	3.5t	1-1.8t	2-2.5t	3t	3.5t	1-1.8t	2-2.5t	3t	3.5t	1-2.5t	3-3.5t	1t	1.5t	1.8t	2t	2.5t	3t	3.5t
ZM200	2000	1000	1500	1750	2000	2500	3000	3500	1485	1495	1570	1680	478	447	388	503	6/8	6/10	2680	2935	3085	3535	3955	4706	5296
ZM250	2500	1000	1500	1750	2000	2500	3000	3500	1735	1745	1820	1930	728	697	638	753	6/8	6/10	2715	2970	3120	3585	4005	4750	5340
ZM300	3000	1000	1500	1750	2000	2500	3000	3500	1985	1995	2070	2180	978	947	888	1003	6/8	6/10	2750	3005	3155	3630	4050	4796	5385
ZM330	3300	1000	1500	1750	2000	2500	3000	3500	2135	2145	2220	2330	1128	1097	1038	1153	6/8	6/10	2770	3025	3175	3660	4080	4823	5412
ZM350	3500	1000	1500	1750	2000	2500	3000	3500	2235	2245	2320	2430	1228	1197	1138	1253	6/8	6/10	2785	3040	3190	3680	4100	4841	5430
ZM370	3700	1000	1500	1750	2000	2500	3000	3400	2335	2345	2420	2530	1328	1297	1238	1353	6/8	6/10	2795	3050	3200	3700	4120	4859	5448
ZM400	4000	1000	1500	1750	2000	2500	2950	3350	2535	2545	2620	2730	1528	1497	1438	1553	6/5	6/10	2845	3100	3250	3760	4180	4931	5522
ZM425	4250	1000	1500	1750	2000	2500	2850	3250	2660	2670	2745	2855	1628	1597	1538	1653	6/5	6/10	2865	3120	3270	3785	4205	4963	5554
ZM450	4500	1000	1400	1600	1900	2300	2750	3100	2785	2795	2870	2980	1728	1697	1638	1753	6/5	6/10	2885	3140	3290	3810	4230	4976	5567
ZM500	5000	1000	1200	1350	1800	1950	2400	2650	3035	3045	3120	3230	2028	1997	1938	2053	6/5	6/10	2915	3170	3320	3860	4280	5021	5612
ZM550	5500	900	1100	1200	1400	1550	1950	2250	3335	3345	3420	3530	2328	2297	2238	2353	6/5	6/10	2980	3235	3385	3940	4360	5111	5704
ZM600	6000	800	900	950	1100	1200	1500	1800	3585	3595	3670	3780	2528	2547	2488	2603	6/5	6/10	3010	3265	3415	3990	4410	5158	5750

Note: (1) *refers to rated capacity with dual front tires or widen tires; (2) 1-1.8t: free lifting height 365mm increase without backrest; (3) 2-2.5t: free lifting height 397mm increase without backrest; (4) 3-3.5t: free lifted height 396mm increased without backrest.

WIDE VIEW FULL FREE 3-STAGE MAST

mast model	Max lifting height mm	load capacity (load center 500mm)(kg)							mast overall height(mm)				free lifting height (with backrest)(mm)				mast tilt angle (α/β) (°)		weight(Kg)						
		1t	1.5t	1.8t	2t	2.5t	3t	3.5t	1-1.8t	2-2.5t	3-3.5t	1-1.8t	2-2.5t	3t	3.5t	1-2.5t	3-3.5t	1t	1.5t	1.8t	2t	2.5t	3t	3.5t	
ZSM360	3600	1000	1500	1750	2000	2500	3000	3400	1780	1795	1930	770	774	774	753	6/8	6/6	2795	3050	3145	3775	4195	5015	5555	
ZSM400	4000	1000	1500	1750	2000	2500	2900	3250	1915	1920	2055	905	900	873	878	6/5	6/6	2820	3075	3170	3810	4230	5050	5590	
ZSM435	4350	1000	1450	1650	2000	2450	2750	3150	2030	2045	2180	1020	1024	1024	998	1003	6/5	6/6	2845	3100	3195	3845	4265	5085	5625
ZSM450	4500	1000	1400	1600	2000	2300	2700	3000	2080	2095	2230	1070	1074	1074	1048	1053	6/5	6/6	2855	3110	3205	3860	4280	5101	5641
ZSM470	4700	1000	1350	1550	2000	2200	2700	2900	2150	2160	2230	1140	1140	1048	1053	6/5	6/6	2870	3125	3220	3875	4295	5105	5645	
ZSM480	4800	1000	1300	1500	1900	2050	2600	2800	2180	2195	2330	1170	1174	1148	1153	6/5	6/6	2880	3135	3230	3885	4305	5130	5670	
ZSM500	5000	1000	1200	1300	1800	1950	2400	2650	2280	2295	2430	1270	1274	1248	1253	6/5	6/6	2900	3155	3250	3915	4335	5159	5699	
ZSM540	5400	1000	1000	1050	1400	1550	1950	2500	2405	2420	2555	1395	1400	1373	1378	6/5	6/6	2925	3180	3275	3955	4375	5194	5734	
ZSM600	6000	700	750	750	950	950	1100	1500	2630	2645	2780	1620	1624	1598	1603	6/5	6/6	2995	3250	3345	4020	4440	5293	5833	
ZSM650	6500	1000	1050	1100	1400	1500	1800	2200	2830	2835	2970	1820	1814	1788	1793	6/5	6/6	3035	3290	3385	4050	4470	5346	5886	
ZSM700	7000	900	950	950	1100	1200	1500	2300	3015	3105	3240	2005	2084	2058	2063	6/5	6/6	3075	3330	3425	4105	4525	5430	5970	

Note: (1) *refers to rated capacity with dual front tires or widen tires; (2) 1-1.8t: free lifting height 480mm increase without backrest; (3) 1-1.8t: free lifting height 400mm increase without backrest when assembled with pulley block; (4) 2-2.5t: free lifting height 451mm increase without backrest; (5) 2-2.5t: free lifting height 401mm increase without backrest when assembled with pulley block; (6) 3-3.5t: free lifted height 397mm increased without backrest.

Note: The vertical axis stands for load capacity and the horizontal axis stands for load center which is calculated from the front surface of the forks to the gravity of the standard load, the standard load means a cubic with 1000mm edge length. When mast is tilted forward, using non-standard forks or loading large goods, the load capacity will be reduced. The load capacity of standard mast at different load center can be known from this load chart.

LITHIUM BATTERY			
model	configuration	voltage(V)	capacity(Ah)
CPD10/CPD15/CPD18	Standard	48	400
CPD20/CPD25	Standard	48	540
CPD30/CPD35	Standard	80	400
	Optional	80	540