


Load and Unload on the Left, Right, and Front without Changing the Truck Direction.


Shift / Rotate

By shifting the forks to the left and right and rotating them, load-handling operations for racks on each left and right side can be accomplished without change the truck direction.





Joystick Lever

Shifting and rotating operations can be accomplished using a single lever. Synchronized operation can also be performed with a single action. The separate levers (3 load-handling levers) are also available as option.



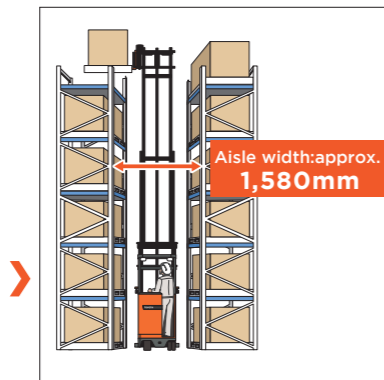
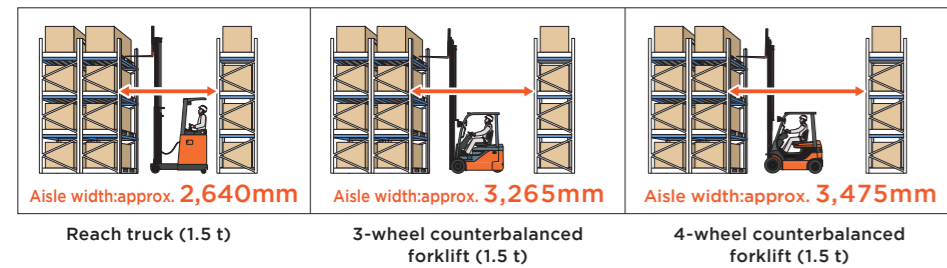
Joystick Lever Operation



Dramatically Increase Storage Capacity by Narrowing Aisle Width and Utilizing High Height Space.

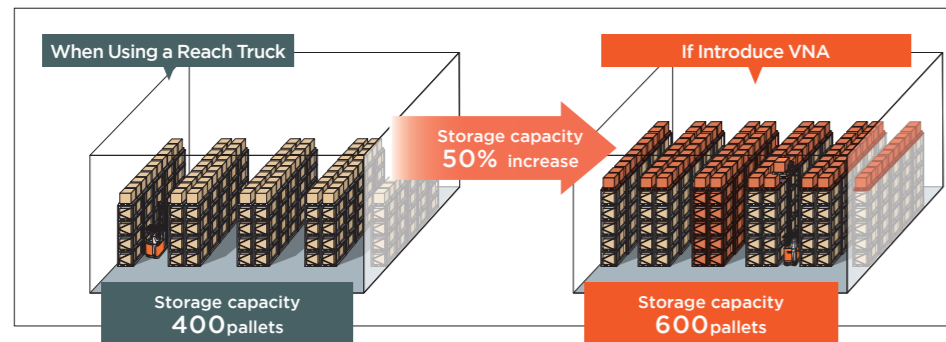
Narrow Aisle Width

Load-handling operations in three directions - to the front and to either side make it possible to narrow the aisle width to almost the same dimension as the vehicle width.



Large Storage Capacity

The ability to reduce aisle width to a minimum and the high lift height mast (max 7.5 meters) ensure effective use of space. This can help achieve a dramatic increase in storage capacity.



Note: When using 1,100 mm x 1,100 mm pallets (for the reach truck, margin of 200 mm is included)

Main Specifications

Model	Standard Type				High-mast Type		
	8RFBA7	8RFBA10	8RFBA12	8RFBA15	8RFBAS10	8RFBAS12	8RFBAS15
Operation Position	Stand-up	Stand-up	Stand-up	Stand-up	Stand-up	Stand-up	Stand-up
Load Capacity	kg 700	1,000	1,200	1,450	1,000	1,200	1,500
Load Center	mm 550	550	550	550	550	550	550
Overall Width (Pallet type 1,100 / Pallet type 1,200)	A mm 1,450/1,550	1,450/1,550	1,550/1,650	1,550/1,650	1,450/1,550	1,550/1,650	1,550/1,650
Turning Radius (Outside)	B mm 1,580	1,750	1,750	1,910	1,910	1,910	1,910
Mast Lowered Height*	mm 2,695	2,795	2,795	3,045	2,795	2,795	3,045
Overall Length	C mm 2,570	2,750	2,750	2,900	2,900	2,900	2,900
Stacking Aisle Width (Pallet type 1,100 / Pallet type 1,200)	mm 1,480/1,580	1,480/1,580	1,580/1,680	1,580/1,680	1,480/1,580	1,580/1,680	1,580/1,680
Main Aisle Width (Pallet type 1,100 / Pallet type 1,200)	mm 2,930/3,030	3,100/3,190	3,080/3,170	3,260/3,350	3,250/3,340	3,230/3,330	3,240/3,340

* V Mast (Standard Mast Type)

Standard Type



No capacity reduction at lift height of 4m

Note: At 3.5 m for the 1.5 t truck

High-mast Type



High-mast type is suitable for worksites need higher load stacking

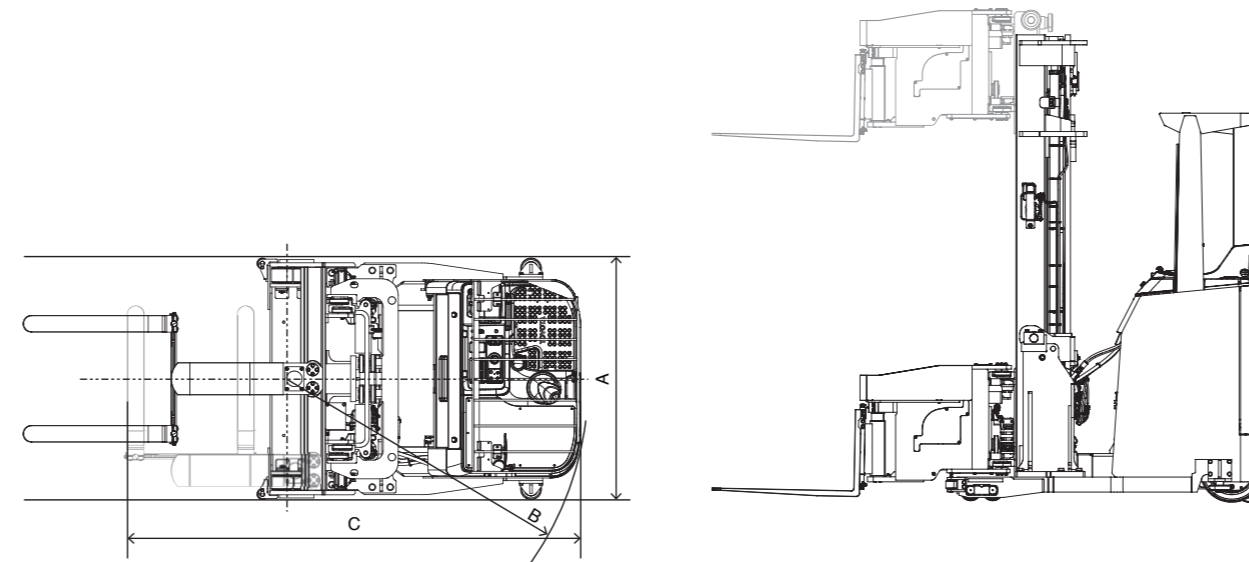
Smaller capacity reduction at high lift height enables stable high-stacking operations, supporting effective use of space.

No capacity reduction at lift height of 5m

Note: At 4.5 m for the 1.5 t truck

Battery and Motor Specifications

Model	Min	V/AH	8RFBA7	8RFBA10	8RFBA12	8RFBA15	8RFBAS10	8RFBAS12	8RFBAS15
			Voltage/Capacity(5-hour ratings)	Max	48/280	48/280	48/280	48/320	48/390
Electric Motors	Drive	kW	4.9	5.2	5.2	5.2	5.2	5.2	5.2
	Load Handling	kW	8	11	11	11	11	11	11
	Power Steering	kW	0.26	0.35	0.35	0.35	0.35	0.35	0.35



OPS does not operate the brakes. Always set the parking brake before leaving the forklift. Travel OPS is not available on manual transmission models. The data in this leaflet is determined based on our standard testing condition. The performance may vary depending on the actual specification and condition of the vehicle as well as the condition of the operating area. Availability and specifications depend on market and are subject to change without notice. Due to photography and printing, color of actual vehicle may vary from this leaflet. Some photos have been computer-enhanced. Please consult your Toyota representative for details.

All rights reserved by Toyota Industries Corporation.

Pergudangan Lautan Jaya Kumala, Jl. Inspeksi Kallimarang KM. 22 Blok A Gudang A-01, Cibuntu, Bekasi-17520

Telp : (021) 89535873
Mobile : 0817-0555-969
Email : thubastunggalperkasa@gmail.com
Website : www.thubastunggalperkasa.co.id



TOYOTA MATERIAL HANDLING INTERNATIONAL

CAT.8RFBA7-15(E)/1709/(S)/Printed in Japan/No.711580E0/2000

8RFBA SERIES

Doc+or FORKLIFT



One Solution for Creating Even More Storage Space.



Long Operating Time & Long Battery Life

Long Operating Time

Features such as highly-efficient new AC motors and motor drivers, and newly adopted load handling regenerative system, achieve long operating time.

1.0t | operating time **9h 20min** 48V 280AH/5h

1.5t | operating time **8h 40min** 48V 320AH/5h

Note: Continuous operating time based on Toyota operating cycle at S mode. Operating time may vary according to customer usage conditions.

Load-handling Regenerative System

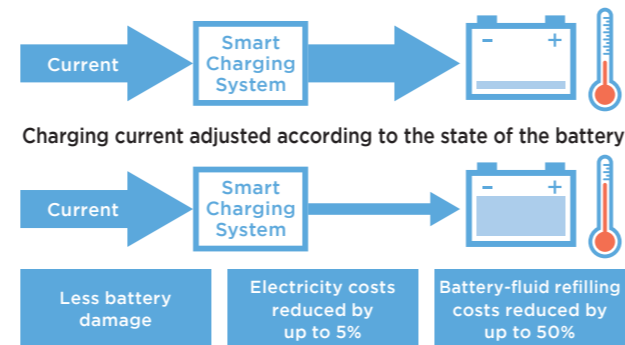
Energy during lift descent generates electrical power. Regeneration also occurs during braking and switchback and when the accelerator is released, thereby achieving longer operating time.

Energy generated during lift descent is returned to the battery.



Smart Charging System

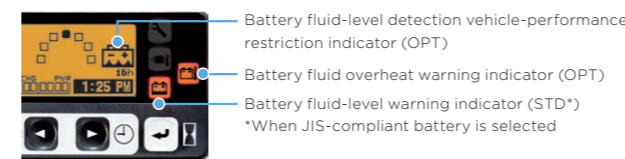
*Only for on-truck charger
The motors and motor drivers are used to control the charging current according to the battery condition (voltage, fluid temperature, and deterioration state). This lessens battery damage and contributes less battery fluid reduction.



Note: May vary according to customer usage conditions.

Battery Protecting Function

When the battery fluid level is low or the fluid temperature is high, this informs the operator by an indicator and audible warning, and also restricts travel performance. This helps prevent degradation of the battery and ensure a long life for the battery.



Easy Operation

Operator's Compartment



- 1 Back support with integrated assist grip
- 2 Assist grip
- 3 Pencil holder
- 4 Cup holder
- 5 Spacious flat top panel
- 6 Small-diameter steering wheel


Fork View Camera

The fork tips are displayed on a monitor for easy fork insertion even at high lift height. Cross lines displayed on the monitor indicate the center of forks.



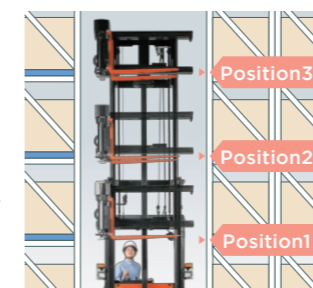
Laser Marker (Cross Type)

Cross lines mark the center of forks, supporting smooth pallet handling.



Height Selector II

This feature automatically stops the forks at preset positions. It makes operations simple and easy. The lift height can be set at 18 different positions matched to your worksite.



Easy Entry and Exit

The left and right assist grips and low floor height make getting on and off more smooth.

Floor Height	0.7ton	1 ton series
	250mm	315mm

Floor height (0.7 ton): 250mm



Safety


Rear-positioned Headguard Pillar

The headguard pillar located at the rear ensures outstanding forward visibility. This design also contributes to support and protect operator's back.



Shockless Landing

The speed of fork lowering automatically slows down just before contacting the ground, contributing to reduce the noise.



Automatic Turn-speed Control

Turn speed is controlled according to the turning radius, providing stable turning matched to the state of operation.

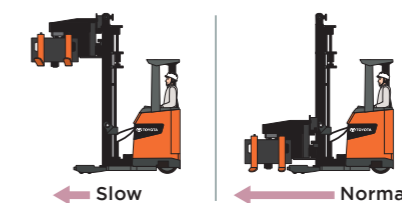


Vehicle speed adjusted according to turning radius

Automatic Vehicle-speed Control

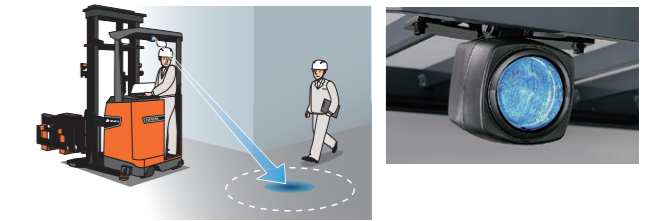
Vehicle speed as well as acceleration and deceleration are controlled according to lift height, achieving both stable travel and good productivity.

Automatically slowed



LED Blue Light

A blue spot light appears on the ground to inform pedestrians of the forklift's presence, and helps prevent accidents.



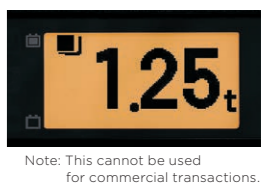
Anti-rollback

When the acceleration lever is released on a grade, the forklift stops for a while and then descends at a constant speed. This helps to ensure smooth operation on slopes.



Load Weight Indicator

When lifting operation is stopped, the load weight is shown on the display. This helps to prevent overload.



Maintenance

Battery Connector Handle with Long Grip

*Only for on-truck charger
The charger plug with long grip and the angled charging port support easy connection. The rubber plug is superior in durability.



Management

Battery Data Logging

*Only with battery protecting function and JIS-compliant battery
This provides the useful data such as battery charge status for improving battery maintenance and charging operations. Data can be output via QR code.

Telematics | Site

The state of trucks operation, battery status, trucks collision information, and other data can be viewed on a computer or tablet. This can be used for improvements of worksite such as safety management, enhancement of productivity, and cost reductions.