

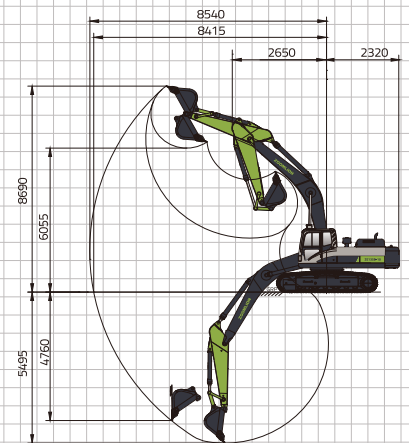
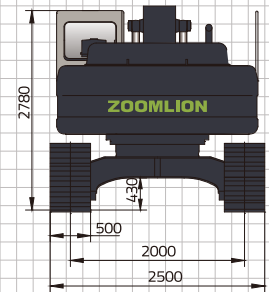
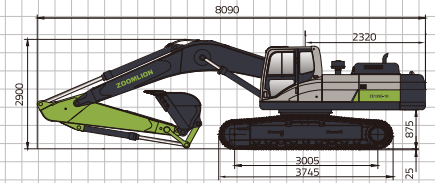
# CRAWLER EXCAVATOR ZE135E-10



**ZOOMLION**

# CRAWLER EXCAVATOR ZE135E-10

	Items	Units	ZE135E-10
<b>Basic Technical Data</b>	Operating Weight	kg	14000
	Standard Capacity	m <sup>3</sup>	0.55
	Slewing Speed	r/min	12
	Traveling Speed(high/low)	km/h	5.3/3.0
	Max. Drawbar Pull	kN	123
	Digging Force of Bucket	kN	96
	Digging Force of Stick	kN	71
<b>Engine</b>	Engine Manufacturer	-	CUMMINS
	Engine Model	-	QSF3.8
	Rated Power	kW/rpm	86/2200
	Displacement	L	3.8
	Emission Standard	-	EU Stage IIIA
<b>Dimensions</b>	Length	mm	8090
	Width	mm	2500
	Height	mm	2900
	Tail Slewing Radius	mm	2470
	Track Gauge	mm	2000
	Length of Track On Ground	mm	3005
<b>Operating Range</b>	Max. Digging Radius	mm	8540
	Max. Digging Reach	mm	8415
	Max. Digging Depth	mm	5495
	Max. Digging Height	mm	8690
	Max. Dumping Height	mm	6055



**ZOOMLION**



Pergudangan Lautan Jaya Kumala, Jl. Inspeksi Kalimantan KM. 22 Blok A Gudang A-01, Cibuntu, Bekasi-17520

Telp : (021) 89535873  
 Mobile : 0817-0555-965  
 Email : thubastunggalperkasa@gmail.com  
 Website : www.thubastunggalperkasa.co.id