



Pergudangan Lautan Jaya Kumala, Jl. Inspeksi Kalimantan KM. 22 Blok A
Gudang A-01, Cibuntu, Bekasi-17520

Telp : (021) 89535873
Mobile : 0817-0555-969
Email : thubastunggalperkasa@gmail.com
Website : www.thubastunggalperkasa.co.id



Like and follow us:



LIUGONG 062017-ENG

The LiuGong series of logos herein, including but not limited to word marks, device marks, letter of alphabet marks and combination marks, as the registered trademarks of Guangxi LiuGong Group Co., Ltd. are used by Guangxi LiuGong Machinery Co., Ltd. with legal permission, and shall not be used without permission. Specifications and designs are subject to change without notice. Illustrations and pictures may include optional equipment and may not include all standard equipment. Equipment and options varies by regional availability.

CPCD20-25

FORKLIFT



Doc+or 
FORKLIFT

TOUGH WORLD. TOUGH EQUIPMENT.

MAXIMIZE YOUR RETURN ON INVESTMENT

LiuGong's **customer-driven** design and **quality-focused** engineering creates lasting value that will deliver to your bottom line.

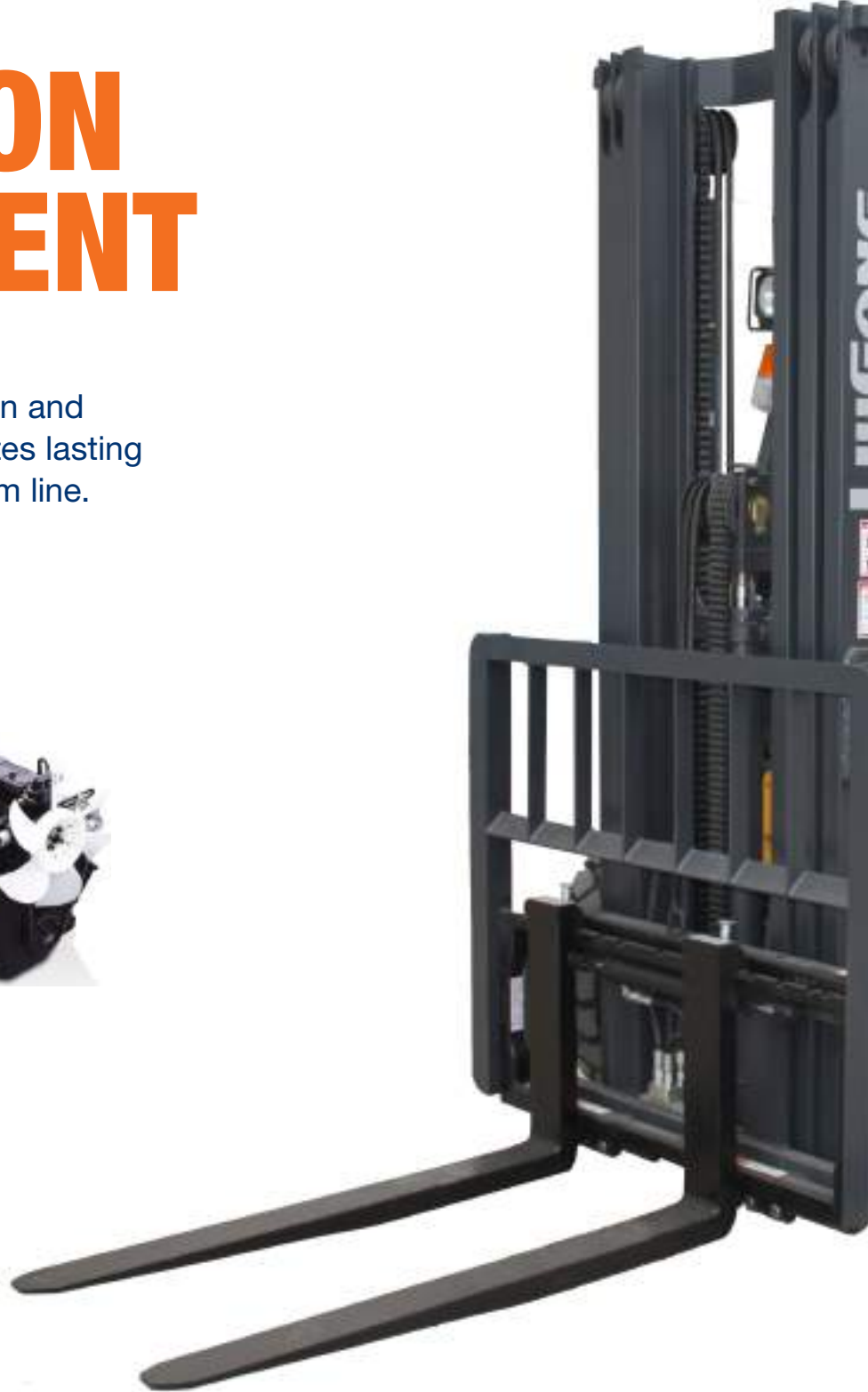
DEPENDABLE POWER

Unmatched performance driven by the World-Class Engine.



ERGONOMIC

Widen operating space and reasonable design can give the operator better experience.



COMFORTABLE

The full hydraulic steering system allows for smooth steering in an ergonomic seating posture, hence improved operator's comfort.



HIGH EFFICIENCY

Newly optimized hydraulic system provides excellent lifting speed, assisting you to finish work efficiently and safely.

GOOD VIEW

The mast and overhead guard are designed for wider view, as well as operator's comfort and safety.



MAINTAINING

The engine hood with big angle for easy to maintain.



PARTS

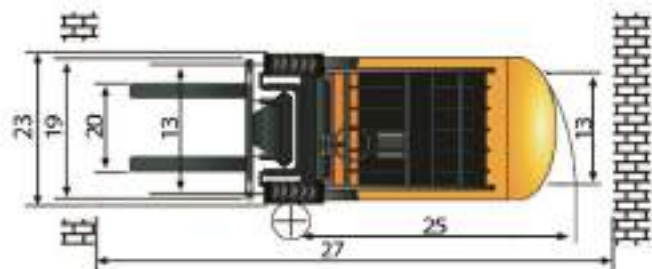
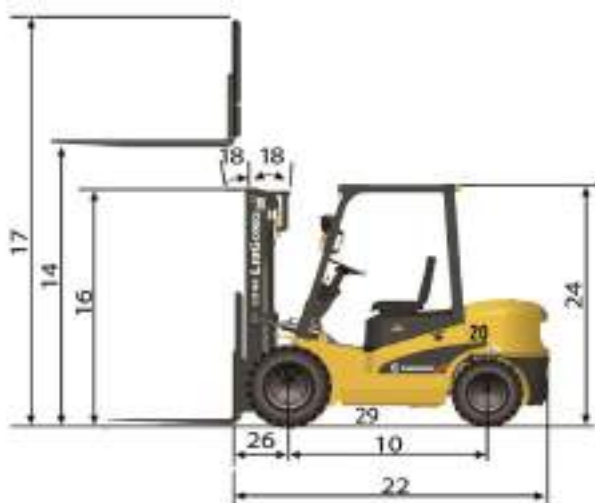
Using genuine LiuGong parts is key to keeping your costs low and your machine in top working order. Our extensive support network is always there when you need it, to maximize your business profitability.

AFTER SALES SERVICE

As a customer of LiuGong you can feel confident that our dealers and regional offices will be there to support you with training, service and maintenance needed throughout the life of your machine.

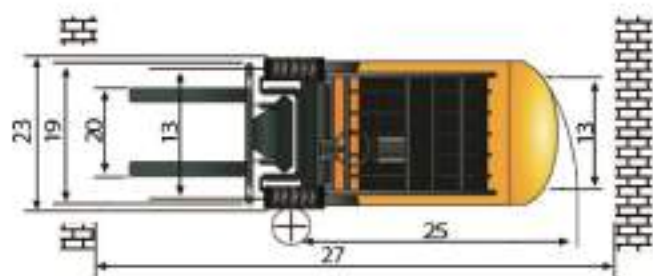
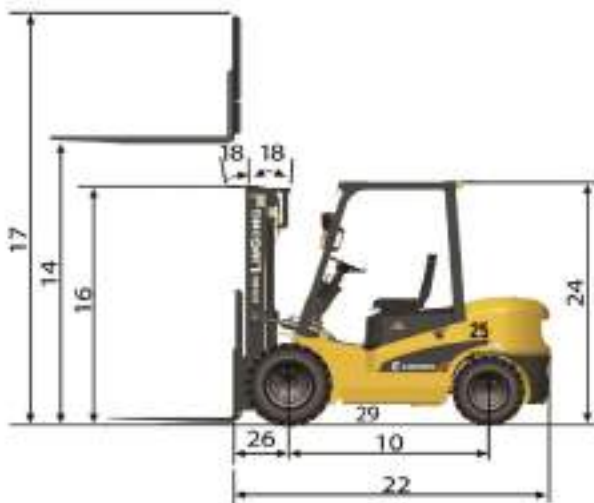
SPECIFICATION

General	Model	1				CPCD20	CPCD20	
	Power Type	2				Diesel	GAS / LPG	
	Base Capacity	3	@rated load center	kg		2,000	2,000	
	Load Center	4		mm		500	500	
Weights	Service Weight	5	unloaded	kg		3,300	3,300	
	Axle Load	6	loaded / unloaded, front	kg		4,640 / 1,460	4,640 / 1,460	
		7	loaded / unloaded, rear	kg		660 / 1,840	660 / 1,840	
Tires	Tire Type	8				Pneumatic	Pneumatic	
	Wheels	9	front / rear			2 / 2	2 / 2	
	Wheelbase	10		mm		1,650	1,650	
	Tire Size	11	front				7.00-12-12PR	7.00-12-12PR
		12	rear				6.00-9-10PR	6.00-9-10PR
13	front / rear				970 / 980	970 / 980		
Mast	Max. Fork Height	14	with std 2-stage mast	mm		3,000	3,000	
	Free lift	15	with std 2-stage mast	mm		145	145	
	Height, Upright Lowered	16	with std 2-stage mast	mm		2,070	2,070	
	Height, Upright Extended	17	with std 2-stage mast	mm		4,025	4,025	
	Mast Tilt, Fwd/Back	18	with std 2-stage mast	deg		6° / 12°	6° / 12°	
	Carriage	19	width	mm		1,040	1,040	
	Fork Spread	20	minimum / maximum	mm		222 / 1,010	222 / 1,010	
Fork Dimensions	21	T x W x L	mm		45 x 100 x 1,070	45 x 100 x 1,070		
Chassis	Length to Fork Face	22	with std 2-stage mast	mm		2,550	2,550	
	Overall Width	23		mm		1,150	1,150	
	Overhead Guard Height	24		mm		2,100	2,100	
	Turning Radius	25	minimum outside	mm		2,190	2,190	
	Fork Overhang	26	with std 2-stage mast	mm		458	458	
	Right Angle Stack	27	add load length and clearance	mm		3,900	3,900	
	Ground Clearance	28	minimum loaded	mm		120	120	
		29	center of wheelbase	mm		140	140	
Performance	Travel Speed	30	loaded / unloaded	km/h	19 / 20	19 / 20	19 / 20	
	Lift Speed	31	loaded / unloaded	m/s	0.46 / 0.50	0.46 / 0.50	0.46 / 0.50	
	Lower Speed	32	loaded / unloaded	m/s	0.55 / 0.40	0.55 / 0.40	0.55 / 0.40	
	Max. Drawbar Pull	33	loaded	kg	1,600	1,600	1,600	
	Max. Gradeability	34	loaded / unloaded	%	18 / 20	18 / 20	18 / 20	
Systems	Brakes	35	service		Foot / Hyd	Foot / Hyd	Foot / Hyd	
		36	parking		Hand / Mech	Hand / Mech	Hand / Mech	
	Engine	37	manufacturer		Xinchai	Isuzu	Yanmar	
		38	model		A490BPG	C240-NBKEG	4TNE92-HRJ	
		39	emission compliance		CHN Stage II	EU Stage IIIA	EU Stage IIIA	
		40	cylinders		4	4	4	
		41	displacement	liters	2.54	2.37	2.66	
		42	rated power	kW/rpm	36.8 / 2,650	35.4 / 2,500	32.8 / 2,450	
		43	Max. torque	N · m/rpm	148 / 1,900	137.7 / 1,800	140 / 1,700	



SPECIFICATION

General	Model	1				CPCD25	CPCD25	
	Power Type	2				Diesel	GAS / LPG	
	Base Capacity	3	@rated load center	kg		2,500	2,500	
	Load Center	4		mm		500	500	
Weights	Service Weight	5	unloaded	kg		3,500	3,500	
	Axle Load	6	loaded / unloaded, front	kg		5,390 / 1,430	5,390 / 1,430	
		7	loaded / unloaded, rear	kg		710 / 2,170	710 / 2,170	
Tires	Tire Type	8				Pneumatic	Pneumatic	
	Wheels	9	front / rear			2 / 2	2 / 2	
	Wheelbase	10		mm		1,650	1,650	
	Tire Size	11	front				7.00-12-12PR	7.00-12-12PR
		12	rear				6.00-9-10PR	6.00-9-10PR
	Tread Width	13	front / rear				970 / 980	970 / 980
Mast	Max. Fork Height	14	with std 2-stage mast	mm		3,000	3,000	
	Free lift	15	with std 2-stage mast	mm		145	145	
	Height, Upright Lowered	16	with std 2-stage mast	mm		2,070	2,070	
	Height, Upright Extended	17	with std 2-stage mast	mm		4,025	4,025	
	Mast Tilt, Fwd/Back	18	with std 2-stage mast	deg		6° / 12°	6° / 12°	
	Carriage	19	width	mm		1,040	1,040	
	Fork Spread	20	minimum / maximum	mm		222 / 1,010	222 / 1,010	
Chassis	Fork Dimensions	21	T x W x L	mm		45 x 100 x 1,070	45 x 100 x 1,070	
	Length to Fork Face	22	with std 2-stage mast	mm		2,630	2,630	
	Overall Width	23		mm		1,150	1,150	
	Overhead Guard Height	24		mm		2,100	2,100	
	Turning Radius	25	minimum outside	mm		2,190	2,190	
	Fork Overhang	26	with std 2-stage mast	mm		458	458	
	Right Angle Stack	27	add load length and clearance	mm		3,950	3,950	
	Ground Clearance	28	minimum loaded	mm		120	120	
		29	center of wheelbase	mm		140	140	
Performance	Travel Speed	30	loaded / unloaded	km/h	19 / 20	19 / 20	19 / 20	
	Lift Speed	31	loaded / unloaded	m/s	0.46 / 0.50	0.46 / 0.50	0.46 / 0.50	
	Lower Speed	32	loaded / unloaded	m/s	0.55 / 0.40	0.55 / 0.40	0.55 / 0.40	
	Max. Drawbar Pull	33	loaded	kg	1,600	1,600	1,600	
	Max. Gradeability	34	loaded / unloaded	%	18 / 20	18 / 20	18 / 20	
Systems	Brakes	35	service		Foot / Hyd	Foot / Hyd	Foot / Hyd	
		36	parking		Hand / Mech	Hand / Mech	Hand / Mech	
		37	manufacturer		Xinchai	Isuzu	Yanmar	
		38	model		A490BPG	C240-NBKEG	4TNE92-HRJ	
	Engine	39	emission compliance		CHN Stage II	EU Stage IIIA	EU Stage IIIA	
		40	cylinders		4	4	4	
		41	displacement	liters	2.54	2.37	2.66	
		42	rated power	kW/rpm	36.8 / 2,650	35.4 / 2,500	32.8 / 2,450	
		43	Max. torque	N · m/rpm	148 / 1,900	137.7 / 1,800	140 / 1,700	
								176.5 / 1,600

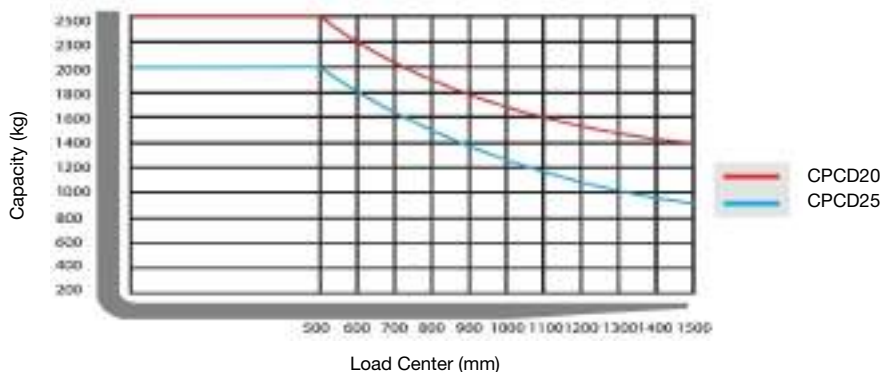


CAPACITY

Mast type	Maximum Fork Height (MFH)	Mast Overall Lowered Height (OAL)	Free Lift with Load Backrest	Mast Tilt Angle (F/B)	Rated Load Capacity				Total Weight with Standard Forks	
					With Standard Forks		With Sideshifter			
					CPCD20	CPCD25	CPCD20	CPCD25	CPCD20	CPCD25
	mm	mm	mm	degree	kg @ (500mm LC)		kg @ (500mm LC)		Kg	
Standard 2-Stage	3000	2080	120	6 / 12	2000	2500	1850	2350	3300	3500
	3300	2190	120	6 / 12	2000	2500	1850	2350	3321	3521
	3500	2230	120	6 / 12	2000	2500	1850	2350	3335	3535
	4000	2630	120	6 / 6	2000	2500	1750	2300	3446	3646
	4500	2880	120	6 / 6	1920	2420	1650	2150	3551	3751
	5000	3130	120	3 / 6	1660	2160	1450	2050	3655	3855

Mast type	Maximum Fork Height (MFH)	Mast Overall Lowered Height (OAL)	Free Lift with Load Backrest*	Mast Tilt Angle (F/B)	Rated Load Capacity				Total Weight with Standard Forks	
					With Standard Forks		With Sideshifter			
					CPCD20	CPCD25	CPCD20	CPCD25	CPCD20	CPCD25
	mm	mm	mm	degree	kg @ (500mm LC)		kg @ (500mm LC)		Kg	
Full Free 2-Stage	2700	1930	830	6 / 12	2000	2500	1850	2350	3330	3530
	3000	2080	980	6 / 12	2000	2500	1850	2350	3351	3551

Mast type	Maximum Fork Height (MFH)	Mast Overall Lowered Height (OAL)	Free Lift with Load Backrest*	Mast Tilt Angle (F/B)	Rated Load Capacity				Total Weight with Standard Forks	
					With Standard Forks		With Sideshifter			
					CPCD20	CPCD25	CPCD20	CPCD25	CPCD20	CPCD25
	mm	mm	mm	degree	kg @ (500mm LC)		kg @ (500mm LC)		Kg	
Full Free 3-Stage	3600	1820	660	6 / 6	1800	2300	1650	2150	3525	3725
	4000	1950	710	6 / 6	1800	2300	1650	2150	3560	3760
	4300	2050	760	6 / 6	1750	2200	1600	2050	3580	3780
	4500	2120	770	6 / 6	1700	2100	1550	1950	3600	3800
	4700	2190	820	6 / 6	1500	1600	1350	1600	3620	3820
	5000	2290	870	3 / 6	1500	1600	1250	1450	3770	3970



Note:

Vertical axle stands for load capacity while horizontal axle stands for load center, Load center is the distance counted from the front of the fork. The base point of the standard load is the center point of the cubic with the same 1000mm dimension in length, width and height. The load capacity should be down if mast tilt forward or using non-standard forks of loading goods with extra width. Please realize the different load capacity between different load centers according to load chart.

STANDARD CONFIGURATION

POWER SYSTEM

- Xinchai A490BPG diesel engine
- One-speed automatic transmission
- High strength drive axle
- Reliable steering axle
- Air filter with dual-elements
- Fuel system pre-filter
- Radiator
- Low exhaust

HYDRAULIC SYSTEM

- 2-funtion hydraulic valve
- Hydrostatic steering
- Oil filter for intake and return

ELECTRIC SYSTEM

- 1 batteries
- Front flood lights
- Front steering lights
- Rear combination lights
- Buzzer for back off

UNDERCARRIAGE

- High strength frame
- 1 piece counterweight
- Tow pin
- Air filled pneumatic drive tires
- Air filled pneumatic steer tires

MAST

- 3.0M Standard 2-stage mast
- 1040mm Wide Class II carriage
- Load backrest
- 1070mm long Class II pallet forks

OPERATOR STATION

- Overhead guard
- Locks for engine hood
- Vinyl cushion seat with seat belt
- Ignition lock
- Display with alarms, fuel rate, water temperature, working hour
- Tilt steering column
- Inching, brake and accelerator pedals
- Hand parking
- Floor mat

OPTIONAL CONFIGURATION

POWER SYSTEM

- Xinchai A498BT1 diesel engine
- Isuzu C240 diesel engine
- Yanmar 4TNE92 diesel engine
- Nissan K25 engine (Gas/LPG)
- Elevated air pre-cleaner
- 2nd refined air filter
- Middle exhaust
- Vertical exhaust

HYDRAULIC SYSTEM

- 3-funtion hydraulic valve
- 4-funtion hydraulic valve

ELECTRIC SYSTEM

- Rear working light
- Amber warning light
- License plate light

UNDERCARRIAGE

- Solid pneumatic drive tires
- Solid pneumatic steer tires

MAST

- Full free 2-stage mast
- Full free 3-stage mast
- Longer Class II pallet forks

OPERATION STATION

- Enclosed cabin
- Heater for cabin
- Operator fan
- Cup holder
- Fire extinguisher
- Expansion tank
- Anti-corrosion lifting and tilting cylinde
- Protective cover for tilt cylinde
- Oil-water separator (for Xinchai engine only)
- Master key
- Hydraulic electronic shifting
- Electronic of power off (for Xinchai engine only)
- Half-suspension vinyl seat(tiancheng)
- Grammer full-suspension vinyl seat