

EFL203 [P]

4-Wheel Li-ion Counterbalance Forklift 2000kg



- Iconic IC-to-Electric product: IC forklift design with 80V Li-ion technology
- 2 charging possibilities on the same truck and wide Li-ion battery power option
- Fast lifting and traveling speeds with strong gradeability for maximum efficiency
- High ground clearance, large tires, and waterproof design ensure smooth operation over uneven surfaces and in rainy conditions
- Excellent ergonomic design featuring spacious legroom, adjustable steering wheel, and comfortable seat with armrest
- Extremely long autonomy with the optional 80V – 460Ah battery
- Available in two versions offering different performance levels to satisfy all applications
- Newly improved mast and bolted OHG provide better visibility and stability



Manufacturer			EP	EP
Model designation			EFL203	EFL203P
Drive			Electric	Electric
Load capacity	Q	kg	2000	2000
Load center distance	c	mm	500	500
Service weight		kg	3540	3540
Retracted mast height	h1	mm	2090	2090
Lift height	h3	mm	3000	3000
Height, mast extended	h4	mm	4025	4025
Length to face of forks	l2	mm	2356	2356
Overall width	b1/b2	mm	1154	1154
Fork dimensions	s×e×l	mm	40×122×1070	40×122×1070
Turning radius	Wa	mm	2110	2110
Travel speed, laden/unladen		km/h	14/15	19/20
Lifting speed, laden/unladen		m/s	0.29/0.36	0.48/0.54
Lowering speed, laden/unladen		m/s	0.43/0.44	0.43/0.44
Max. gradeability, laden/unladen		%	15/20	22/28
Drive motor rating S2 60 min		kW	10	15
Battery voltage/nominal capacity		V/Ah	80V230AH	80V230AH



FEATURE

■ 2 charging possibilities on the same truck and wide Li-Ion battery power option

EFL203 comes standard with integrated charger with pug and a plug for external charger. Thanks to this new feature EFL203(P) charging become extremely flexible and can meet all kind of application needs.


The combination of the 2 charging possibilities and the choice of 80V 230Ah or the optional 80V 460Ah battery allow EFL203(P) to extend the autonomy allowing to satisfy the multi-shift applications.



■ Enhanced performance with multiple versions

The EFL203(P) provides faster lifting speeds and stronger gradeability and this ensures that the forklift can handle demanding tasks efficiently, making it a reliable choice for various industrial applications.

Available in two distinct versions, the EFL203(P) offers tailored performance to meet diverse needs. For instance, the Premium version boasts a travel speed of 20km/h, a lifting speed of 0.48/0.54 m/s, and a gradeability of 28%, making it ideal for high-intensity operations. This versatility allows customers to select the most suitable version for their specific requirements, enhancing overall productivity and performance across various industrial settings.



■ High ground clearance and waterproof design for outdoor behavior

Designed with big tyres and high ground clearance, the EFL203(P) can easily drive uneven surfaces, ensuring smooth and uninterrupted operation. This feature is particularly beneficial for outdoor and rugged terrain applications. The truck features a water-resistant design to cope with goods transportation on rainy days.



■ Both aesthetics and practical features integrated

The EFL203(P) inherits the streamlined counterweight from the EFL 3 series and comes with a more compact size than IC trucks in the same load category. This makes it better fit confined spaces while providing an ample legroom. The EFL203(P) adopts the newly developed mast with optimized hose layout and strength. The bolted overhead guard and the new mast provide better view of loads and surroundings for safe and accurate operation. The EFL203 series features large size LED display with complete information and new powerful LED front lights.



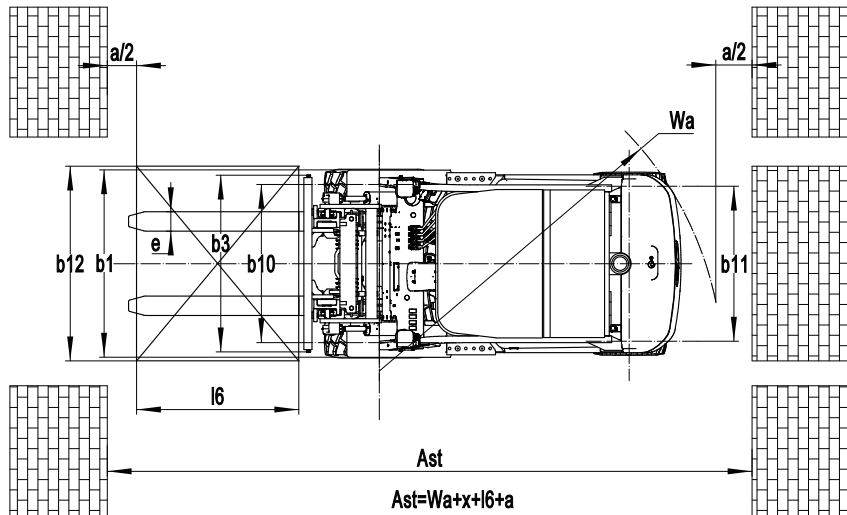
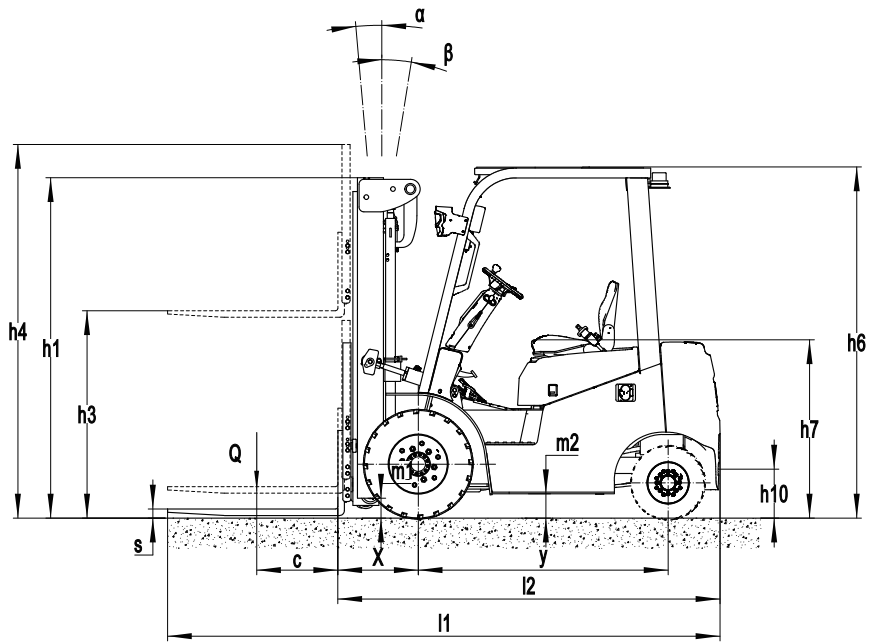
4-Wheel Li-ion Counterbalance Forklift 2000kg

EFL203[P]

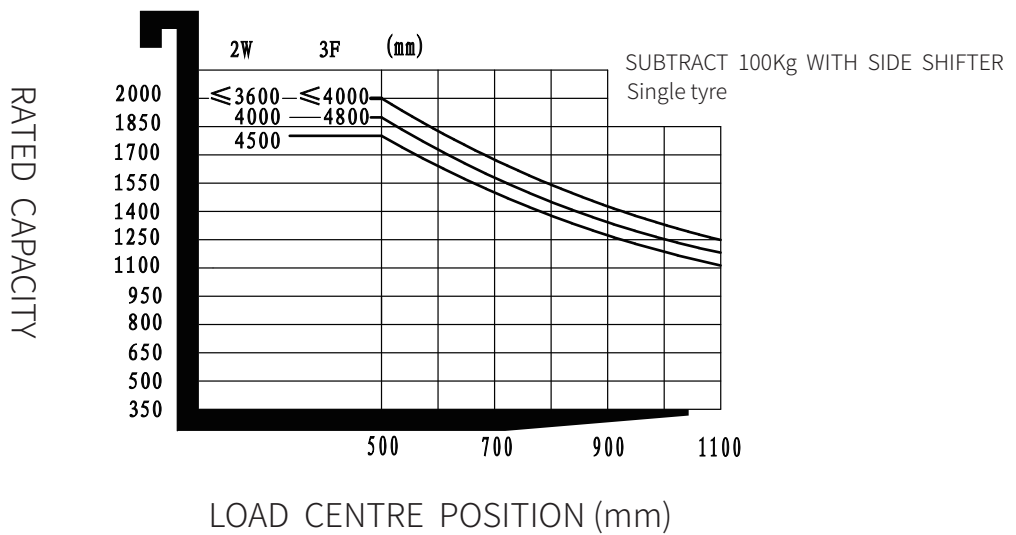
Distinguishing mark	1.1	Manufacturer			EP	EP
	1.2	Model designation			EFL203	EFL203P
	1.3	Drive			Electric	Electric
	1.4	Operator type			Seated	Seated
	1.5	Load capacity	Q	kg	2000	2000
	1.6	Load center distance	c	mm	500	500
	1.8	Load distance, centre of drive axle to fork	x	mm	495	495
	1.9	Wheelbase	y	mm	1540	1540
	Service weight	2.1	Service weight		kg	3540
2.2		Axle loading, laden front/rear		kg	4930/610	4930/610
2.3		Axle loading, unladen front/rear		kg	1640/1900	1640/1900
Tyres/chassis	3.1	Tyre type			Pneumatic	Pneumatic
	3.2	Tyre size, front			7.00-12-	7.00-12-
	3.3	Tyre size, rear			12PR18X7-8-	12PR18X7-8-
	3.5	Wheels, number front/rear (x=drive wheels)		mm	14PR	14PR
	3.6	Tread width, front	b ₁₀	mm	2x/ 2	2x/ 2
	3.7	Tread width, rear	b ₁₁	mm	975	975
Dimensions	4.1	Tilt of mast/fork carriage forward/backward	α/β	°	955	955
	4.2	Retracted mast height	h ₁	mm	6/ 10	6/ 10
	4.3	Free lift	h ₂	mm	2090	2090
	4.4	Lift height	h ₃	mm	120	120
	4.5	Height, mast extended	h ₄	mm	3000	3000
	4.7	Height of overhead guard (cabin)	h ₆	mm	4025	4025
	4.8	Seat height/standing height	h ₇	mm	2165	2165
	4.12	Tow coupling height	h ₁₀	mm	1095	1095
	4.19	Overall length	l ₁	mm	310	310
	4.20	Length to face of forks	l ₂	mm	3426	3426
	4.21	Overall width	b ₁ /b ₂	mm	2356	2356
	4.22	Fork dimensions	s×e×l	mm	1154	1154
	4.23	A,B Fork carriage class/type A, B			40×122×1070	40×122×1070
	4.24	Fork carriage width	b ₃	mm	2A	2A
	4.31	Ground clearance, laden, below mast	m ₁	mm	1040	1040
	4.32	Ground clearance, center of wheelbase	m ₂	mm	125	125
	4.34.1	Aisle width for pallets 1000×1200 crossways	Ast	mm	150	150
	4.34.2	Aisle width for pallets 800×1200 lengthways	Ast	mm	3805	3805
	4.35	Turning radius	Wa	mm	4005	4005
Performance data	5.1	Travel speed, laden/unladen		km/h	2110	2110
	5.2	Lifting speed, laden/unladen		m/s	14/15	19/20
	5.3	Lowering speed, laden/unladen		m/s	0.29/0.36	0.48/0.54
	5.8	Max. gradeability, laden/unladen		%	0.43/0.44	0.43/0.44
	5.10	Service brake			15/20	22/28
	5.11	Parking brake			Hydraulic	Hydraulic
Electric-engine	6.1	Drive motor rating S2 60 min		kW	Mechanical	Mechanical
	6.2	Lift motor rating at S3 15%		kW	10	15
	6.4	Battery voltage/nominal capacity		V/Ah	16	18
Addition data	8.1	Type of drive control			80V230AH	80V230AH
	10.5	Steering design			AC	AC
	10.7	Sound pressure level at the driver's ear		dB(A)	Hydraulic	Hydraulic

If there are improvements of technical parameters or configurations, no further notice will be given. < 74
The diagram shown may contain non-standard configurations.

< 74



RATED CAPACITIES AND LOAD CENTERS GRAPH



Mast Option

Mast types	Lift height (h3)	Height, Mast			Height, Free lift(h2)	
		Height, mast lowered(h1)	Height, mast extended(h4)		No backrest	With backrest
			No backrest	With backrest		
mm	mm	mm	mm	mm	mm	
2-Standard Mast	3000	2090	3595	4060	120	120
	3300	2240	3895	4360	120	120
	3500	2340	4095	4560	120	120
	3600	2390	4195	4660	120	120
	4000	2640	4595	5060	120	120
4500	2890	5095	5560	120	120	
2-Free Mast	3000	2035	3765	4100	1345	1010
	3300	2185	4065	4400	1495	1160
	3600	2335	4365	4700	1645	1310
3-Free Mast	4300	2035	5020	5355	1470	1010
	4500	2115	5260	5595	1550	1090
	4800	2220	5560	5895	1655	1195
	5000	2305	5710	6045	1740	1280
	5500	2555	6210	6545	1990	1530
6000	2805	6710	7045	2240	1780	

Option

Optional items	EFL203	EFL203P
Fork dimension	<ul style="list-style-type: none"> ○122*40*920●122*40*1070○122*40*1150 ○122*40*1220○122*40*1370○122*40*1500 ○122*40*1600○122*40*1700○122*40*1820 ○122*40*1900○122*40*2000○122*40*2200 	<ul style="list-style-type: none"> ○122*40*920●122*40*1070○122*40*1150 ○122*40*1220○122*40*1370○122*40*1500 ○122*40*1600○122*40*1700○122*40*1820 ○122*40*1900○122*40*2000○122*40*2200
Front wheel material	<ul style="list-style-type: none"> ○Pneumatic ○Normal solid ○Traceless solid 	<ul style="list-style-type: none"> ○Pneumatic ○Normal solid ○Traceless solid
Rear wheel material	<ul style="list-style-type: none"> ○Pneumatic ○Normal solid ○Traceless solid 	<ul style="list-style-type: none"> ○Pneumatic ○Normal solid ○Traceless solid
Battery capacity	●80V230AH○80V460AH	●80V230AH○80V460AH
Charger	<ul style="list-style-type: none"> ●80V35A Internal○80V60A Internal ○80V65A○80V100A○80V150A ○80V200A (460AH) 	<ul style="list-style-type: none"> ●80V35A Internal○80V60A Internal ○80V65A○80V100A○80V150A ○80V200A (460AH)
Battery indicator	●With hourmeter (Bluetooth)	●With hourmeter (Bluetooth)
Seat type	<ul style="list-style-type: none"> ○Suspension with safety belt switch ○Comfortable with safety belt switch 	<ul style="list-style-type: none"> ○Suspension with safety belt switch ○Comfortable with safety belt switch
Attachments	<ul style="list-style-type: none"> ○Built-in sideshifter○External shifter ○Fork positioner with sideshift 	<ul style="list-style-type: none"> ○Built-in sideshifter○External shifter ○Fork positioner with sideshift○Clamp
Traction pin	●Yes and not customized	●Yes and not customized
Anti-static chain	●Yes and not customized	●Yes and not customized
Front lamp	●LED	●LED
Rear lamp	●No○LED	●No○LED
Warning lamp	●Yes and not customized	●Yes and not customized
Turn signal light	●LED	●LED
Blue lamp	●No○Rear○Front and rear	●No○Rear○Front and rear
Area warning lamp	●No○Both sides○Both sides and rear	●No○Both sides○Both sides and rear
Rearview mirror	<ul style="list-style-type: none"> ●One in front○Two on sides ○Two on sides and one in front 	<ul style="list-style-type: none"> ●One in front○Two on sides ○Two on sides and one in front
Buzzer	●Yes and not customized	●Yes and not customized
OPS system	●Yes and not customized	●Yes and not customized
USB interface	●Yes and not customized	●USB with A and C type
Telematics	●Yes and not customized	●Yes and not customized
Turn speed control	●No○Yes and not customized	●No○Yes and not customized
Heating system during lithium battery charging	●No○Yes and not customized	●No○Yes and not customized
Operator identification device	●No○Card reader device	●No○Card reader device
Lifting electronic limit	●No	●Yes and not customized
Hydraulic control	●Mechanical lever	●Mechanical lever
Rear armrest horn	●Yes and not customized	●Yes and not customized
Proportional lift system	●Yes and not customized	●Yes and not customized
Overhead guard	●With stalinite○No	●With stalinite○No